

ELECTRICAL DESIGN GROUP


ELECTRICAL BUILDING SERVICES CONSULTANTS

P.O. Box 15, SHERWOOD Q. 4075

Phone: (07) 3278 4375 Fax: (07) 3716 0222

Web Site: www.edg.net.au Email: brisbane@edg.net.au

| C3593a - BREAKFAST CREEK HOTEL - GAMING ROOM | | | | | C3593a-0002(E).xls |
|---|-------------------|---|---------------------------------------|---|--------------------|
| ELECTRICAL EQUIPMENT SCHEDULE | | | | | |
| REVISION E - 08 OCTOBER 2025 | | | | | |
| THE LIGHT FITTING SUPPLIER CONTACT DETAILS MAY BE AVAILABLE ON THE EDG WEBSITE VIA THE FOLLOWING LINK www.edg.net.au/Links/Lighting.htm | | | | | |
| TYPE | LAMPS | DESCRIPTION | COLOUR / ACCESSORY | CATALOGUE No | REV |
| S1 | 12W/M 2700K LED | VERTICAL AND HORIZONTAL FLEXIBLE LED ROPE AS PER THE S1 DETAIL SCREW FIXED RECESSED INTO A RECESSES IN THE ENTRY PORTAL AS PER THE ARCHITECTURAL DETAIL. PROVIDE THE STRIP WITH REMOTE DALI DIMMABLE POWER SUPPLIES AS REQUIRED LOCATE THE POWER SUPPLIES IN A CONCEALED ACCESSIBLE POSITION NOTED ON THE AS CONSTRUCTED DOCUMENTS. | PAINT THE FIXING TO MATCH THE TIMBER. | NPA L-NF-GLOW-VVWV + POWER SUPPLY & DALI CONTROLLER | B |
| S2 | 12W/M 2700K LED | VERTICAL AND HORIZONTAL FLEXIBLE LED ROPE AS PER THE S2 DETAIL SCREW FIXED RECESSED INTO A RECESSES IN THE ENTRY PORTAL AS PER THE ARCHITECTURAL DETAIL. PROVIDE THE STRIP WITH REMOTE DALI DIMMABLE POWER SUPPLIES AS REQUIRED LOCATE THE POWER SUPPLIES IN A CONCEALED ACCESSIBLE POSITION NOTED ON THE AS CONSTRUCTED DOCUMENTS. | PAINT THE FIXING TO MATCH THE TIMBER. | NPA L-NF-GLOW-VVWV + POWER SUPPLY & DALI CONTROLLER | B |
| S3 | 12W/M 2700K LED | VERTICAL AND HORIZONTAL FLEXIBLE LED ROPE AS PER THE S3 DETAIL SCREW FIXED RECESSED INTO A RECESSES IN THE ENTRY PORTAL AS PER THE ARCHITECTURAL DETAIL. PROVIDE THE STRIP WITH REMOTE DALI DIMMABLE POWER SUPPLIES AS REQUIRED LOCATE THE POWER SUPPLIES IN A CONCEALED ACCESSIBLE POSITION NOTED ON THE AS CONSTRUCTED DOCUMENTS. | PAINT THE FIXING TO MATCH THE TIMBER. | NPA L-NF-GLOW-VVWV + POWER SUPPLY & DALI CONTROLLER | B |
| S4 | 12W/M 2700K LED | VERTICAL AND HORIZONTAL FLEXIBLE LED ROPE AS PER THE S4 DETAIL SCREW FIXED RECESSED INTO A RECESSES IN THE ENTRY PORTAL AS PER THE ARCHITECTURAL DETAIL. PROVIDE THE STRIP WITH REMOTE DALI DIMMABLE POWER SUPPLIES AS REQUIRED LOCATE THE POWER SUPPLIES IN A CONCEALED ACCESSIBLE POSITION NOTED ON THE AS CONSTRUCTED DOCUMENTS. | PAINT THE FIXING TO MATCH THE TIMBER. | NPA L-NF-GLOW-VVWV + POWER SUPPLY & DALI CONTROLLER | B |
| S5 | 14.4W/M 2700K LED | LED STRIP WITHIN A SCREW FIXED EXTRUSION C/W DIFFUSER MOUNTED WITHIN THE CEILING CURTAIN PELMET AS PER THE ARCHITECTURAL DETAIL. PROVIDE THE STRIP WITH REMOTE DALI DIMMABLE POWER SUPPLIES AS REQUIRED LOCATE THE POWER SUPPLIES IN A CONCEALED ACCESSIBLE POSITION NOTED ON THE AS CONSTRUCTED DOCUMENTS. | WHITE | HAVIT HCP-3955142 PLUS HCP-4111815 18 X 16 ALUMINIUM EXTRUSION AND OPAL DIFFUSER + POWER SUPPLY & DALI CONTROLLER | E |



ELECTRICAL DESIGN GROUP


ELECTRICAL BUILDING SERVICES CONSULTANTS

P.O. Box 15, SHERWOOD Q. 4075

Phone: (07) 3278 4375 Fax: (07) 3716 0222

Web Site: www.edg.net.au Email: brisbane@edg.net.au

| C3593a - BREAKFAST CREEK HOTEL - GAMING ROOM | | | | | C3593a-0002(E).xls |
|---|-------------------|--|--------------------|---|--------------------|
| ELECTRICAL EQUIPMENT SCHEDULE | | | | | |
| REVISION E - 08 OCTOBER 2025 | | | | | |
| THE LIGHT FITTING SUPPLIER CONTACT DETAILS MAY BE AVAILABLE ON THE EDG WEBSITE VIA THE FOLLOWING LINK www.edg.net.au/Links/Lighting.htm | | | | | |
| TYPE | LAMPS | DESCRIPTION | COLOUR / ACCESSORY | CATALOGUE No | REV |
| S6 | 14.4W/M 2700K LED | LED STRIP WITHIN A SCREW FIXED EXTRUSION C/W DIFFUSER MOUNTED ALONG ALL FOUR SIDES OF THE TV AS PER THE ARCHITECTURAL DETAIL. PROVIDE THE STRIP WITH REMOTE DALI DIMMABLE POWER SUPPLIES AS REQUIRED LOCATE THE POWER SUPPLIES IN A CONCEALED ACCESSIBLE POSITION NOTED ON THE AS CONSTRUCTED DOCUMENTS. | WHITE | HAVIT HCP-3955142 PLUS HCP-4111815 18 X 16 ALUMINIUM EXTRUSION AND OPAL DIFFUSER + POWER SUPPLY & DALI CONTROLLER | E |
| S7 | 12W/M 2700K LED | FLEXIBLE LED ROPE FLEX SCREW FIXED RECESSED INTO THE CEILING PELMET AS PER THE ARCHITECTURAL DETAIL. PROVIDE THE STRIP WITH REMOTE DALI DIMMABLE POWER SUPPLIES AS REQUIRED LOCATE THE POWER SUPPLIES IN A CONCEALED ACCESSIBLE POSITION NOTED ON THE AS CONSTRUCTED DOCUMENTS. | WHITE | NPA L-NF-GLOW-VWW + POWER SUPPLY & DALI CONTROLLER | A |
| S8 | 12W/M 2700K LED | FLEXIBLE LED ROPE FLEX SCREW FIXED WITHIN THE GAMING BASE AS PER THE ARCHITECTURAL DETAIL. PROVIDE THE STRIP WITH REMOTE DALI DIMMABLE POWER SUPPLIES AS REQUIRED LOCATE THE POWER SUPPLIES IN A CONCEALED ACCESSIBLE POSITION NOTED ON THE AS CONSTRUCTED DOCUMENTS. | WHITE | RAPID LED 7W/M 3,000K 24VOLT DC IP20 R2333 PLUS R2384 17 X 9 ALUMINIUM EXTRUSION AND OPAL DIFFUSER + POWER SUPPLY & DALI CONTROLLER | B |
| S9 | 14.4W/M 2700K LED | LED STRIP WITHIN A SCREW FIXED EXTRUSION C/W DIFFUSER MOUNTED WITHIN THE GAMING BASE AS PER THE ARCHITECTURAL DETAIL. PROVIDE THE STRIP WITH REMOTE DALI DIMMABLE POWER SUPPLIES AS REQUIRED LOCATE THE POWER SUPPLIES IN A CONCEALED ACCESSIBLE POSITION NOTED ON THE AS CONSTRUCTED DOCUMENTS. | WHITE | HAVIT HCP-3955142 PLUS HCP-4111815 18 X 16 ALUMINIUM EXTRUSION AND OPAL DIFFUSER + POWER SUPPLY & DALI CONTROLLER | E |
| S10 | 2700K LED | RUN OF SCREW FIXED LED STRIP FIXED TO THE CEILING AS PER THE ARCHITECTURAL DETAIL. REFER TO THE ELEVATIONS FOR THE EXTENT AND QUANTITY OF STRIP. PROVIDE THE STRIP WITH REMOTE DALI DIMMABLE POWER SUPPLIES AS REQUIRED LOCATE THE POWER SUPPLIES IN A CONCEALED ACCESSIBLE POSITION NOTED ON THE AS CONSTRUCTED DOCUMENTS. | BLACK | IBL DARKLINE FLEX 10 VERTICAL | A |
| S11 | 14.4W/M 2700K LED | HORIZONTAL RUN OF SCREW FIXED LED STRIP RECESSED INTO THE REAR BAR JOINERY SHELVES AS PER THE ARCHITECTURAL DETAIL. REFER TO THE ELEVATIONS FOR THE EXTENT AND QUANTITY OF STRIP. PROVIDE THE STRIP WITH REMOTE DALI DIMMABLE POWER SUPPLIES AS REQUIRED LOCATE THE POWER SUPPLIES IN A CONCEALED ACCESSIBLE POSITION NOTED ON THE AS CONSTRUCTED DOCUMENTS. | WHITE | HAVIT HCP-3955142 PLUS HCP-4111815 18 X 16 ALUMINIUM EXTRUSION AND OPAL DIFFUSER + POWER SUPPLY & DALI CONTROLLER | E |



ELECTRICAL DESIGN GROUP


ELECTRICAL BUILDING SERVICES CONSULTANTS

P.O. Box 15, SHERWOOD Q. 4075

Phone: (07) 3278 4375 Fax: (07) 3716 0222

Web Site: www.edg.net.au Email: brisbane@edg.net.au

| C3593a - BREAKFAST CREEK HOTEL - GAMING ROOM | | | | | C3593a-0002(E).xls |
|---|---|--|-------------------------------|---|--------------------|
| ELECTRICAL EQUIPMENT SCHEDULE | | | | | |
| REVISION E - 08 OCTOBER 2025 | | | | | |
| THE LIGHT FITTING SUPPLIER CONTACT DETAILS MAY BE AVAILABLE ON THE EDG WEBSITE VIA THE FOLLOWING LINK www.edg.net.au/Links/Lighting.htm | | | | | |
| TYPE | LAMPS | DESCRIPTION | COLOUR / ACCESSORY | CATALOGUE No | REV |
| S12 | 12W/M 2700K LED | ONE HORIZONTAL RUN OF SCREW FIXED LED STRIP RECESSED INTO THE BAR COUNTER PELMET AS PER THE ARCHITECTURAL DETAIL. REFER TO THE ELEVATIONS FOR THE EXTENT AND QUANTITY OF STRIP. PROVIDE THE STRIP WITH REMOTE DALI DIMMABLE POWER SUPPLIES AS REQUIRED LOCATE THE POWER SUPPLIES IN A CONCEALED ACCESSIBLE POSITION NOTED ON THE AS CONSTRUCTED DOCUMENTS. | WHITE | RAPID LED 7W/M 3,000K 24VOLT DC IP20 R2333 PLUS R2384 17 X 9 ALUMINIUM EXTRUSION AND OPAL DIFFUSER + POWER SUPPLY & DALI CONTROLLER | A |
| S13 | 12W/M 2700K LED | RUN OF SCREW FIXED LED STRIP RECESSED INTO THE REAR BAR JOINERY SHELVES TO RISE UP EACH SIDE AND OVER THE TOP OF THE JOINERY AS PER THE ARCHITECTURAL DETAIL. REFER TO THE ELEVATIONS FOR THE EXTENT AND QUANTITY OF STRIP. PROVIDE THE STRIP WITH REMOTE DALI DIMMABLE POWER SUPPLIES AS REQUIRED LOCATE THE POWER SUPPLIES IN A CONCEALED ACCESSIBLE POSITION NOTED ON THE AS CONSTRUCTED DOCUMENTS. | WHITE | NPA L-NF-GLOW-VVVV + POWER SUPPLY & DALI CONTROLLER | B |
| S14 | 2700K LED | RUN OF SCREW FIXED LED STRIP FIXED TO THE ARCHED WINDOW AS PER THE ARCHITECTURAL DETAIL. REFER TO THE ELEVATIONS FOR THE EXTENT AND QUANTITY OF STRIP. PROVIDE THE STRIP WITH REMOTE DALI DIMMABLE POWER SUPPLIES AS REQUIRED LOCATE THE POWER SUPPLIES IN A CONCEALED ACCESSIBLE POSITION NOTED ON THE AS CONSTRUCTED DOCUMENTS. | BLACK | IBL FLEX 15 VERTICAL | B |
| PD01 | 12 LAMP TRAILING EDGE DIMMABLE 240 VOLT 2700K E27 LED 330 LUMENS +/- 10% 15,000 HOUR LIFE | 1050 DIA 12 LAMP DECORATIVE PENDANT ALLOW TO ASSEMBLE AND INSTALL CONFIRM THE SUSPENSION HEIGHT ONSITE WITH THE ARCHITECT | ANTIQUE GOLD MATT GLASS | ZEST LIGHTING MARTIN 12 | A |
| WL01 | 2 LAMP TRAILING EDGE DIMMABLE 240 VOLT 2700K E14 LED 250 LUMENS +/- 10% 15,000 HOUR LIFE | 80WIDE X 100 DEEP X 430HIGH TWO LAMP UP DOWN WALL LIGHT MOUNTED LIGHT AS PER THE ARCHITECTURAL ELEVATION | ANTIQUE BRASS CLEAR ROD GLASS | ZEST LIGHTING AVION | A |
| WL02 | TRAILING EDGE DIMMABLE 240 VOLT 2700K E14 LED 250 LUMENS +/- 10% 15,000 HOUR LIFE | WALL LIGHT MOUNTED LIGHT AS PER THE ARCHITECTURAL ELEVATION | BRASS | ZEST LIGHTING BRIDGEWATER BRASS OUTDOOR WALL LAMP | B |
| WL03 | 2 X TRAILING EDGE DIMMABLE 240 VOLT 2700K GU10 LED 250 LUMENS +/- 10% 15,000 HOUR LIFE | WALL LIGHT MOUNTED LIGHT AS PER THE ARCHITECTURAL ELEVATION | AGED BRASS | ZEST LIGHTING CASUARINA AGED BRASS UP DOWN OUTDOOR WALL LIGHT | B |



ELECTRICAL DESIGN GROUP


ELECTRICAL BUILDING SERVICES CONSULTANTS

P.O. Box 15, SHERWOOD Q. 4075

Phone: (07) 3278 4375 Fax: (07) 3716 0222

Web Site: www.edg.net.au Email: brisbane@edg.net.au

| C3593a - BREAKFAST CREEK HOTEL - GAMING ROOM | | | | | C3593a-0002(E).xls |
|---|---|--|--------------------|---|--------------------|
| ELECTRICAL EQUIPMENT SCHEDULE | | | | | |
| REVISION E - 08 OCTOBER 2025 | | | | | |
| THE LIGHT FITTING SUPPLIER CONTACT DETAILS MAY BE AVAILABLE ON THE EDG WEBSITE VIA THE FOLLOWING LINK www.edg.net.au/Links/Lighting.htm | | | | | |
| TYPE | LAMPS | DESCRIPTION | COLOUR / ACCESSORY | CATALOGUE No | REV |
| WL04 | TRAILING EDGE DIMMABLE 240 VOLT 2700K E14 LED 250 LUMENS +/- 10% 15,000 HOUR LIFE | WALL LIGHT MOUNTED LIGHT AS PER THE ARCHITECTURAL ELEVATION | COPPER | ZEST LIGHTING SCORPIUS HALF DOME COPPER MODERN WALL LIGHT | B |
| RD01 | 12W 2700K LED | RECESSED DOWNLIGHT C/W REMOTE DALI DIMMABLE DRIVER | BLACK TRIM | RAPID R1077 DALI | D |
| RD02 | 13W 2700K LED | RECESSED DOWNLIGHT C/W REMOTE DALI DIMMABLE DRIVER | BLACK TRIM | RAPID R1074 DALI | D |
| GL01 | 5W 3000K LED | GARDEN ELV SPIKE LIGHT. PROVIDE EACH GROUP OF GL01 FITTINGS WITH A REMOTE COMMON DALI DIMMABLE DRIVER. LOCATE DRIVER /POWER SUPPLY IN A CONCEALED ACCESSIBLE POSITION NOTED ON THE AS CONSTRUCTED DOCUMENTS. | BLACK | EQUAL TO GAMMA ILLUMINATION RULOJ 885102 | A |
| SL01 | NO LONGER REQUIRED | | | | D |
| E1 | LED | EMERGENCY LIGHT: RECESSED NON-MAINTAINED EMERGENCY LIGHT. AS2293 CLASSIFICATION C0-D40 - C90-D40. | BLACK | CLEVERTRONICS LLIFE | B |
| EX | LED | EXIT LIGHT: MAINTAINED 24M VIEWING DISTANCE EXIT LIGHT C/W DIFFUSERS & DIRECTIONAL ARROWS AS SHOWN. CEILING SURFACE MOUNT OR WALL MOUNT BETWEEN 2100mm & 2700mm AFFL IF THERE IS NO VERTICAL SURFACE TO MOUNT THE FITTING ON WITHIN THIS RANGE CONFIRM THE MOUNTING HEIGHT WITH THE ENGINEER. AS2293 CLASSIFICATION C0-D1.25- C90-D2 | BLACK | CLEVERTRONICS LUBPRO-SM | B |
| CHANNEL x | CONTROL CHANNEL WITH A NUMERICAL REFERENCE. REFER TO THE POWER AND LIGHTING CONTROL SCHEMATIC / SCHEDULE | | | | A |
| LIGHTING CONTROL SWITCH PANEL (SPx) | 6-BUTTON PROGRAMMABLE SWITCH PANEL C/W CENTRAL LCD DISPLAY MOUNTED AT 1000mm AFFL UNLESS NOTED OTHERWISE. | | ALUMINIUM | DYNALITE ANTUMBRA DISPLAY | A |



ELECTRICAL DESIGN GROUP

ELECTRICAL BUILDING SERVICES CONSULTANTS

P.O. Box 15, SHERWOOD Q. 4075

Phone: (07) 3278 4375 Fax: (07) 3716 0222

Web Site: www.edg.net.au Email: brisbane@edg.net.au

| C3593a - BREAKFAST CREEK HOTEL - GAMING ROOM | | | | | C3593a-0002(E).xls |
|---|-------|--|----------------------------------|---|--------------------|
| ELECTRICAL EQUIPMENT SCHEDULE | | | | | |
| REVISION E - 08 OCTOBER 2025 | | | | | |
| THE LIGHT FITTING SUPPLIER CONTACT DETAILS MAY BE AVAILABLE ON THE EDG WEBSITE VIA THE FOLLOWING LINK www.edg.net.au/Links/Lighting.htm | | | | | |
| TYPE | LAMPS | DESCRIPTION | COLOUR / ACCESSORY | CATALOGUE No | REV |
| SINGLE POWER OUTLET | | SINGLE POWER OUTLET C/W CIRCUIT IDENTIFICATION ON THE FACEPLATE BEHIND THE SURROUND MOUNT AT 300mm AFFL U.N.O. RATING 10A U.N.O. | WHITE UNLESS NOTED AS BLACK (BK) | CLIPSAL C2000 SERIES | A |
| DOUBLE POWER OUTLET | | DOUBLE POWER OUTLET C/W CIRCUIT IDENTIFICATION ON THE FACEPLATE BEHIND THE SURROUND MOUNT AT 300mm AFFL U.N.O. RATING 10A U.N.O. | WHITE UNLESS NOTED AS BLACK (BK) | CLIPSAL C2000 SERIES | A |
| GPO C/W WIRELESS CHARGER | | SINGLE POWER OUTLET WITHIN THE JOINERY C/W CIRCUIT IDENTIFICATION ON THE FACEPLATE BEHIND THE SURROUND. RATING 10A U.N.O. PROVIDE EACH OUTLET WITH A DEDICATED WIRELESS CHARGER AS PART OF THE ELECTRICAL SUB CONTRACT. | BLACK | CLIPSAL C2000 SERIES FACEPLATE GPO + OEELSAFE ARC DOT | B |
| WEATHERPROOF POWER OUTLET (WP) | | IP54 WEATHERPROOF SINGLE / DOUBLE POWER OUTLET AS NOTED ON DRAWING C/W COVER FLAP OVER SOCKET. MOUNT AT MINIMUM 1100mm AFFL U.N.O. RATING 10A U.N.O. | - | CLIPSAL WSCF227F | A |
| SIGN CONNECTION | | COORDINATE THE LOCATION AND CONNECTION WITH THE SIGN CONTRACTOR ENSURING THE GPO / ISOLATORS ARE PROVIDED WITH APPROPRIATE WEATHER PROTECTION AND ARE CONCEALED FROM VIEW. | | | A |
| SINGLE-PHASE ISOLATOR | | SINGLE-PHASE WEATHERPROOF ISOLATOR. MOUNT AT 1350mm AFFL U.N.O. RATING 20A U.N.O. CONNECT TO EQUIPMENT VIA FLEXIBLE CONDUIT. | - | CLIPSAL WHT20 | A |
| THREE-PHASE ISOLATOR | | THREE-PHASE WEATHERPROOF ISOLATOR. MOUNT AT 1350mm AFFL U.N.O. RATING 20A U.N.O. CONNECT TO EQUIPMENT VIA FLEXIBLE CONDUIT. | - | CLIPSAL WHT35 | A |
| DB-P | | EXISTING DISTRIBUTION BOARD DB-P. PROVIDE THE ADDITIONAL SWITCHGEAR AND DYNALITE CONTROLS AS PER THE DB-P SCHEDULE AND LIGHTING CONTROL SCHEDULE. UPDATE THE CIRCUIT SCHEDULE.. | | | A |
| DB-T | | REPLACE THE EXISTING DISTRIBUTION BOARD AS PER DB-T SCHEDULE. RESUPPLY ALL EXISTING DB-T CIRCUITS FROM THE NEW DB-T WITH NEW SWITCHGEAR. PROVIDE AN INFILL BEHIND SUCH THAT THE MOUNTING / POSITION OF DB-T COMPLIES WITH AS3000. REMOVE THE EXISTING SINGLE PHASE DB-T AND ITS EXISTING SUPPLY. | | | A |
| DB-A | | PROVIDE A NEW 3 PHASE 63 AMP MCB IN DB-A TO SUPPLY THE NEW DB-T VIA A NEW 4C+E 16MM SUBMAIN. | | | A |
| ES | | ELECTRIC STRIKE BY SECURITY SPECIALIST | | | B |